

LC

LC 500 / LC 500h



LC	P3
CONCEPT	P4
DESIGN	P6
PERFORMANCE	P9
LC 500H	P14
FEATURES	P17
SAFETY	P24
ENHANCEMENT PACK 1	P28
TAKUMI	P31
LEXUS OWNERSHIP SOLUTIONS	P33
COLOURS AND TRIMS	P35
MAIN FEATURES	P37
SPECIFICATIONS	P38






LEXUS — CONCEPT



Inspired temptation. The alluring coupe lines instantly capture the heart, then quickly stir the soul with an exhilarating driving experience that further amplifies desire.

— CONCEPT



'Seduction and Technology' is the design approach that has made the LC a reality. Close collaboration between the design and engineering teams has produced a stunning look that seduces the eye and is matched by exhilarating driving performance. The ergonomics of a cockpit focused on driving are combined with premium materials, advanced technology and expert craftsmanship to create a cabin

as impressive as it is functional. This is where the driver and vehicle become one, leveraging the LC's evolved platform architecture that includes the suspension, powertrain and drivetrain. The result is the pure excitement of next-generation Lexus sports driving.

LEXUS — DESIGN



The innovative design of the LC blends seduction and technology to showcase elegant lines, dynamic proportions and a cabin that radiates the allure of a genuine luxury coupe.

— DESIGN



Exterior

A low centre of gravity and the wide, imposing stance of the rigid body accentuate the LC coupe's agility, projecting a powerful presence.

— DESIGN



Interior

The intuitive layout of the cockpit invites spirited sports driving. It is complemented by luxurious finishings that welcome and comfort every occupant.

LEXUS — PERFORMANCE



The pursuit of fundamentals critical to realising 'Even Sharper, More Refined' driving performance drove the development of an entirely new platform. It is the catalyst for the smooth linear steering, feeling of connection with the vehicle in motion, and comfortable driving rhythm.

— PERFORMANCE



Front engine, Rear wheel drive (FR) platform

The structural integrity that forms the core of the LC's next-generation driving dynamics began with a 'back-to-basics' examination of the platform architecture and its vital contribution to performance. To provide smooth manoeuvrability and stability, the moment of inertia which acts as a resistance to the vehicle's rotational movement was reduced, and the centre of gravity lowered to realise excellent steering stability. This was reinforced by positioning the wheels close to the corners, a wide stance with short

overhangs and balanced front-to-rear the centre of gravity and driver's hip point were brought closer together, heightening the connection between driver and car. The result is a layout that realises driving close to the ideal, enhancing the coupe's responsiveness to driver inputs and providing a natural feel of the road. This dynamic platform also enables the beautiful body with its low-set engine and driving position, further refined by the sculpted aerodynamics.

— PERFORMANCE



Multi material body

The LC includes a rear suspension tower brace with V-brace, torsion box, underfloor braces, and gussets on the bottom of the front and centre pillars. The use of aluminum, hot-stamp, and high-tensile steel further contributes to the lightweight, high rigidity body structure, reinforced by the use of body adhesives, laser welding and laser screw welding. To further lighten weight and lower the centre of gravity, aluminum and CFRP (Carbon Fiber Reinforced Plastics¹) are used for a variety of components.

Front and rear suspension

The innovative front and rear multi-link suspension features a double joint design that allows for the low hood line of the LC's attractive silhouette. The layout and optimal tuning of each arm contribute to the linear steering feel and superb stability, delivering the exceptional ride comfort of a premium sports coupe.

¹Carbon Fibre Roof is only available in the Enhancement Packs for LC500 and LC500h.
Overseas pre-production model shown. Australian specifications and features may differ. See your Lexus dealer for details.

— PERFORMANCE



Disc brakes

Large disc brakes on the front and high-friction brake pads actuated by six opposed pistons on the front and four opposed pistons on the rear provide stable braking performance in diverse driving conditions. Monoblock aluminium calipers contribute to their light weight and excellent rigidity¹.




Drive mode select

Drive mode select provides integrated control of multiple systems to let you tune performance to suit your driving style. You can select and change between six modes: Normal, Eco, Comfort, Sport S and Sport S+ and Expert modes². In addition, Custom mode enables drivers to set their preferred settings for the powertrain, chassis and air-conditioning.

¹The brake system is designed for high loads. Therefore, certain speeds, braking forces, and ambient conditions such as temperature and humidity may cause brake noise. ²Expert mode not available on LC500 Enhancement Pack 1 or LC500h models. Overseas pre-production model shown. Australian specifications and features may differ. See your Lexus dealer for details.

— PERFORMANCE

To create the leading-edge performance expected of the flagship Lexus sports coupe, the core elements of performance were sharpened and refined to provide exceptional driving characteristics. The naturally aspirated 5.0 litre V8 engine in the LC 500 delivers a feeling of continuous power for exhilarating driving. The Direct Shift-10AT heightens the speed and immediacy of gear shifting, with a rhythm that feeds driving control and excitement. Fine-tuning of the engine exhaust and the use of a sound generator boost the immediacy of the aural experience to further intensify driving pleasure.



5.0 litre V8 engine

The naturally aspirated V8 engine on the LC 500 generates a dynamic feeling of limitless acceleration and powerful output for luxury sports car driving. Refining the intake and exhaust components enhances driving performance to realise an emotional driving experience.

Direct Shift-10AT

Feeding dynamic control for driving exhilaration, the close gear ratios of the advanced LC 500's 10-speed automatic transmission realise equal intervals between gears and shifting, for quick rhythmic shift changes with a good tempo and upbeat engine sound as you accelerate through the gears. The wide gear ratio range enables powerful start-up acceleration, yet is exceedingly comfortable during high-speed cruising.

Engine sound

The sound generator and generator hoses utilise pulses in the engine air intake to generate and harmonise three different high frequency tones during acceleration, producing a highly distinctive and sporty engine sound unique to the LC 500. An aural experience in its own right, the vibrant engine sound is enhanced by special sound-control valves in the exhaust that activate during start-up, producing a localised sound image that projects a feeling of space and depth.


LEXUS — LC 500h



To establish the LC's credentials as a next-generation sports coupe, we set out to shatter previous ideas about hybrid technology. The LC 500h pairs a new model of lithium-ion battery pack with a Multi-Stage Hybrid System that creates exhilarating driving performance. A 3.5 litre V6 hybrid engine provides

acceleration comparable to a V8, delivered with the direct feeling unique to hybrid vehicles. This breathtaking acceleration is then enhanced by the Multi-Stage Shift Device, which provides superb shifting rhythm, reproducing the kicks of a traditional sports gearbox.

— LC 500h



Multi-Stage Hybrid System

The Multi-Stage Hybrid System's 10-speed shift control provides a direct acceleration feel that follows the increase in engine RPMs, together with excellent shifting rhythm. The Multi-Stage Shift Device varies the combined output of the engine and motor, amplifying engine power and increasing drive force. It utilises engine speed in a wide range from low to high speeds, harnessing maximum engine output from 50km/h, as well as enabling high-speed driving at lower engine RPMs for a quiet ride.

3.5 litre V6 engine

The hybrid system's V6 engine integrates advanced technologies that include Dual VVT-i (Intake side: VVT-iW) and D-4S fuel injection system*. Lightweight components further contribute to a powerful driving performance. A focus on reducing friction losses in the engine helps boost peak output.

— LC 500h



DMI (Driver Mind Index)

Working in tandem with the simulated 10-speed automatic transmission, DMI selects the optimum gear based on the driving environment and accelerator and brake pedal operation to quickly match gear selection with the driver's intention.

M-mode

M-mode enables the driver to directly select and hold any gear using the paddle shift switches, to provide quick shift response to match their intention for a dynamic hybrid sports driving experience.

LEXUS — FEATURES

The quality and depth of the LC driving experience is forged in a sophisticated fusion of authentic materials, advanced technology, dedicated craftsmanship, and Lexus finesse in the quality details.

— FEATURES

To realise the distinctive beauty and presence of the LC, the shape and surface treatment of each part of the body were carefully refined to produce the strikingly gorgeous whole. An innovative approach to detail blends form with function in the eye-catching front and rear lighting, door mirrors, and door handles. The cockpit and cabin show the same assured design and attention to detail. To help the driver concentrate, driving controls are ergonomically positioned around the steering wheel, and information displays aligned on a single plane to reduce eye movement. Throughout the cabin, the beautiful craftsmanship and subtle integration of the L-motif pattern unify and deepen the luxury sports driving experience.



3-eye Bi-Beam LED headlamps

The sophisticated inverted trapezoid design of the 3-eye headlamps projects a high-tech image. The distinctive graphics accentuate a feeling of depth, and contrast with the arrowhead-shaped LED Daytime Running Lights (DRL) that emit a subtle Lexus signature. The very compact unit contributes to the low hood, short overhang and lightweight body.



LED rear combination lamps

The increasingly strong sequential illumination of the signature L-shaped rear combination lamps is created by an innovative multi-reflection effect using a one-way mirror. The lamp structure enhances illumination depth while enabling thin lamps that minimise intrusion into the luggage space.

— FEATURES



Door mirrors

The mirrors combine excellent visibility and refined aerodynamics in an eye-catching design. Cutting the inner side of the mirror enhances forward visibility between the pillar and mirror, while a slight curvature of the mirror provides wide visibility to the rear. The black upper sides of the mirror contribute to the visually compact design.



Rear bumper

The spindle theme of the rear design emphasises the LC's powerful stance and low centre of gravity with a distinctive form that flows around the licence plate, and in the shape and position of the muffler baffles and diffusers. The edge of the garnish connecting the muffler baffles smooths airflow over the bumper, further enhancing aerodynamics.



Door handles

Fusing seductive beauty with aerodynamic function, a simple line on the door reveals the presence of the handle recessed flush with the surface. When carrying the Electronic Key, push the front of the handle and it unlocks the door and pops the handle out. Push the rear of the handle and it retracts automatically and locks the door. At night, integrated LED illumination guides you to the handle.

— FEATURES



Multimedia System 12.3" Touchscreen

Evolved from the Lexus LFA supercar, the single central 8-inch colour Thin Film Transistor (TFT) meter changes colour and the information displayed based on the drive mode selected to communicate vital vehicle information at a glance. In addition, information from the multi-information system can be displayed either within the meter or beside the meter when it slides to the side. The wide viewing angle of the large 12.3" Touchscreen display provides the driver with clear audio and navigation system information. The large colour head-up display projects frequently checked driving information and warnings on the lower windshield in the driver's line of sight, minimising eye movement from the road ahead.

Steering wheel

The Lexus focus on details is exemplified by the design of the steering wheel. Both the shape and cross-section of the steering wheel were analysed in repeated road tests by Lexus Takumi craftspeople who measured the distribution of pressure on the palm while driving, to help fine-tune a grip profile that supports a natural grip and wrist movements while sports driving.

— FEATURES




Paddle shift switches

The size and positioning of the paddle shift switches were optimised so they can be operated without changing grip on the steering wheel. Their magnesium alloy finish contributes to their light weight and high rigidity, and also adds a luxury touch.



Mark Levinson® audio system¹

The Mark Levinson® Reference Surround Sound System incorporates an 11-channel amplifier that drives 13 speakers, to replicate a precise sound stage that reproduces the position and depth of each instrument. It incorporates HARMAN Clari-Fi™ technology that intelligently restores high fidelity to music from compressed digital sources such as MP3.



Wireless Apple CarPlay®¹ and Wired Android Auto™¹

With Apple CarPlay®¹ and Android Auto™ compatibility, you can access the same familiar interface from your iPhone® or Android™ through an available 12.3-inch multimedia display.

¹Requires compatible device, USB connection, or Bluetooth® connection for vehicles fitted with wireless CarPlay® and wired Android Auto™, mobile data, network reception and GPS signal. Mobile usage at user's cost. Apps subject to change. For details see lexus.com.au/connectivity. CarPlay®, iPhone® and Siri® are trademarks of Apple, Inc. registered in the U.S. and other countries. Android Auto™, Android™ and Google Assistant™ are trademarks of Google LLC. Bluetooth®, is a registered trademark of Bluetooth SIG, Inc. All images indicative only. Product and company names are trademarks of their respective owners.

Overseas pre-production model shown. Australian specifications and features may differ. See your Lexus dealer for details.

— FEATURES



Front seats/Lexus Climate Concierge/Ventilated seats

Beneath the beautiful handcrafted finish of the front seats is an innovative layered structure that separates the structures for the seat back and sides, enhancing the strength of the seat frame for lively sports driving. Additional refinements to the side cushioning to provide excellent lateral support are complemented by the scooped shaping of the seat cushion to support the pelvis. The Lexus Climate Concierge automatically controls the cabin temperature and ventilated feature for the front seats. Suction-type seat ventilation eliminates the humid feeling associated with leather-accented seats.

One-touch walk-in function

For easy access to the rear seats, the walk-in function automatically slides the front seat forward when the lever in the shoulder of the front seatback is operated, and returns the seat to its original position when the seatback is raised.

— FEATURES



Power front seats

Power adjustments enable tailoring of the front seat settings to optimise individual comfort and support. Their satin metallic switches impart a quality touch.



LED ambient illumination

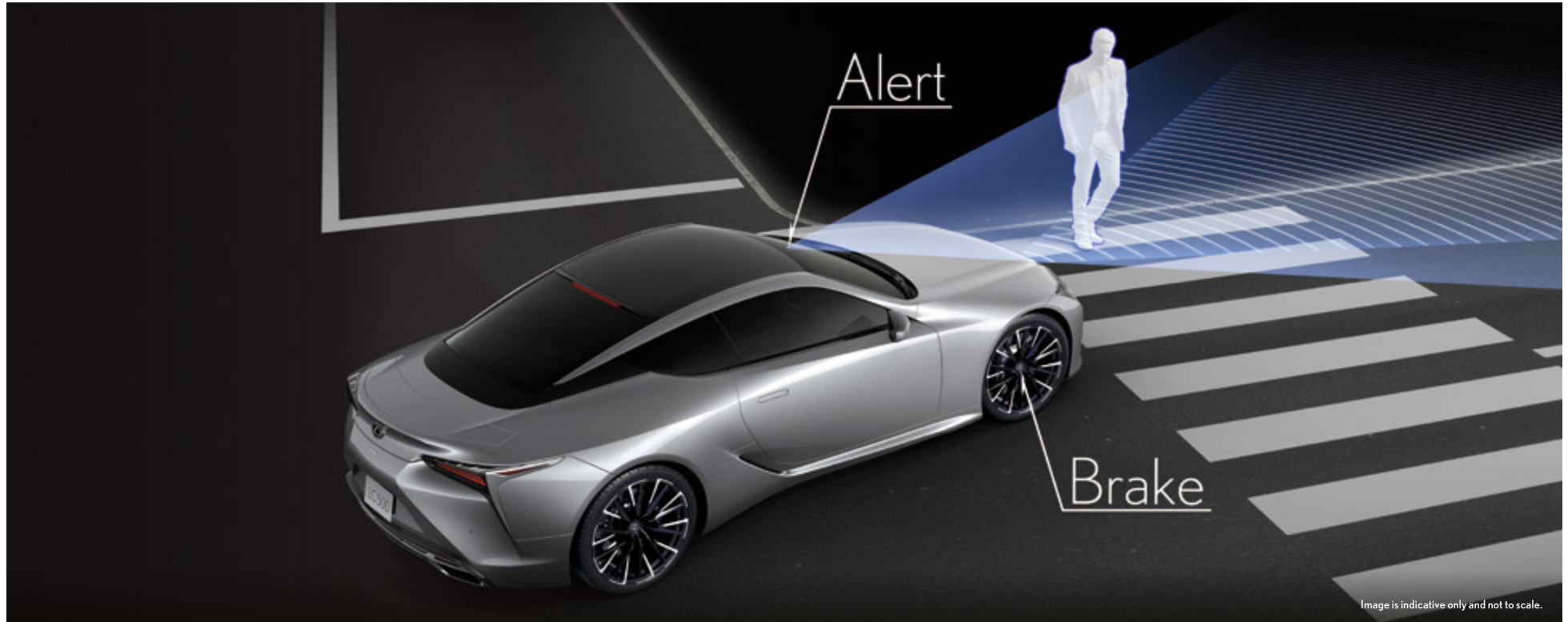
LED ambient illumination integrated into the door trim contributes to the feeling of luxury in the cabin, subtly shading and lighting the drape of the trim. It provides an elegant atmosphere different from its daytime face.

LEXUS — SAFETY

The LC's exhilarating sports coupe performance is underpinned by safety measures that utilise advanced technologies designed to provide you with added peace of mind.

— SAFETY

LEXUS SAFETY SYSTEM + 



Pre-Collision System (PCS)¹

When the radar and camera sensors detect that a collision with a vehicle or obstacle ahead is likely, PCS is designed to alert the driver and activates pre-collision brake assist when the driver depresses the brake pedal. If it assesses that a collision is difficult to avoid, the pre-collision brakes also operate.

Dynamic Radar Cruise Control¹

In addition to maintaining a constant speed, All-Speed Active Cruise Control is designed to use the radar and camera sensors to detect a vehicle driving ahead and maintain an appropriate distance between vehicles at all speeds.

Blind Spot Monitor (BSM)¹

When the quasi-millimetre-wave radars in the rear bumper detect vehicles in adjacent lanes that aren't visible in the door mirrors, the system is designed to activate an LED warning indicator in the relevant door mirror the moment a vehicle is detected entering this blind spot.

¹Driver assist feature. Only operates under certain conditions. Check your Owner's Manual for explanation of limitations. Please drive safely. Overseas pre-production model shown. Australian specifications and features may differ. See your Lexus dealer for details.

— SAFETY

LEXUS SAFETY SYSTEM + 



Image is indicative only and not to scale.

Lane Trace Assist (LTA)²

While driving on a road with clear white (yellow) lane lines, the LTA system is designed to warn the driver if the vehicle may deviate from the current lane or course, and may slightly operate the steering wheel to help avoid deviation from the lane or course¹

Automatic High-Beam (AHB)²

AHB helps safe driving at night by switching from high to low beam when the lights of an oncoming vehicle, or the tail lights of a vehicle in front, are detected.

Rear-Cross Traffic Alert (RCTA)²

To assist safe reversing, RCTA uses quasi-millimetre-wave radars in the rear bumper to detect approaching vehicles in difficult-to-see areas behind the vehicle. When an approaching vehicle is detected, RCTA is designed to alert the driver using a buzzer and an LED indicator in the relevant door mirror.

¹Only operates above 50km/h and/or when certain conditions are met. Driver assists feature. Check your Owner's Manual for explanation of limitations. Please drive safely. ²Driver assist feature. Only operates under certain conditions. Check your Owner's Manual for explanation of limitations. Please drive safely.

Overseas pre-production model shown. Australian specifications and features may differ. See your Lexus dealer for details.

— SAFETY

LEXUS SAFETY SYSTEM + 



Supplemental Restraint System (SRS) airbags

The LC features dual-stage SRS airbags (Front seats), SRS knee airbags (Front seats), SRS side airbags (Front seats) and SRS curtain shield airbags (Front and rear seats).

LEXUS — ENHANCEMENT PACK 1

Taking exhilaration to a higher plane, the LC Enhancement Pack 1 hones precise sporting performance to unleash the thrill of emotional sports driving.

— ENHANCEMENT PACK 1

Further honing sporting performance, the Enhancement Pack 1 fine-tunes the LC's athletic prowess with exclusive enhancements. Visual clues are provided by a lightweight Carbon Fibre Reinforced Plastics (CFRP) roof to reduce weight, and an active rear wing to boost downforce. In the cockpit, careful shaping of the front seats provides excellent holding support against lateral G forces, including those experienced in racetrack driving. The Enhancement Pack 1 truly reveals its athletic prowess in assertive driving, with the responsive handling and control finessed by the integration of the Lexus Dynamic Handling System (LDH).



Carbon Fibre Reinforced Plastics (CFRP) roof

At the Motomachi Plant in Japan, Takumi craftspeople apply carbon-forming technology developed for the Lexus LFA supercar. The use of CFRP creates a roof with strength and rigidity comparable to steel but with less weight, contributing to the low centre of gravity at the heart of sports driving performance.



Active rear wing

The retractable rear wing integrated in the boot lid automatically deploys in response to higher vehicle speeds to provide aerodynamic downforce. The driver can also manually operate the wing using a switch on the instrument panel.



CFRP scuff plates

CFRP scuff plates further reduce weight. The subtle contrast of the gloss/matte finish exudes a refined sporting quality.

— ENHANCEMENT PACK 1



Enhancement Pack 1 front seats

The seats integrate an innovative 'integrated foaming' structure to provide excellent support against the lateral G forces experienced in sports driving. Finished with Alcantara^{®1} trim on the centre of the seatback and cushion, they also feature enhanced shoulder and lumbar support.

Lexus Dynamic Handling system (LDH)

LDH elevates performance and sports driving pleasure with the inclusion of Variable Gear Ratio Steering (VGRS) and Dynamic Rear Steering (DRS). Combined, the system controls all four wheels for better cornering, line trace performance and stability.

Variable Gear Ratio Steering (VGRS)

VGRS optimally controls the steering angle in response to vehicle speed and steering input, helping to realise excellent manoeuvrability and stability.

Torsen² Limited Slip Differential (LSD)³

The torque-sensing LSD optimises rear wheel power delivery, contributing to excellent traction performance and handling as well as stability in both straight-line driving and while cornering (standard to LC 500, on LC 500h with Enhancement Pack 1).

¹Product and company names are trademarks of their respective owners. ²Torsen[®] is a registered trademark of JTEKT Corporation. ³Available on LC 500 and LC 500h + Enhancement Pack 1 models. Overseas pre-production model shown. Australian specifications and features may differ. See your Lexus dealer for details.

LEXUS — TAKUMI



The Lexus commitment to perfection finds its finest expression in the master craftsmanship of the Takumi.

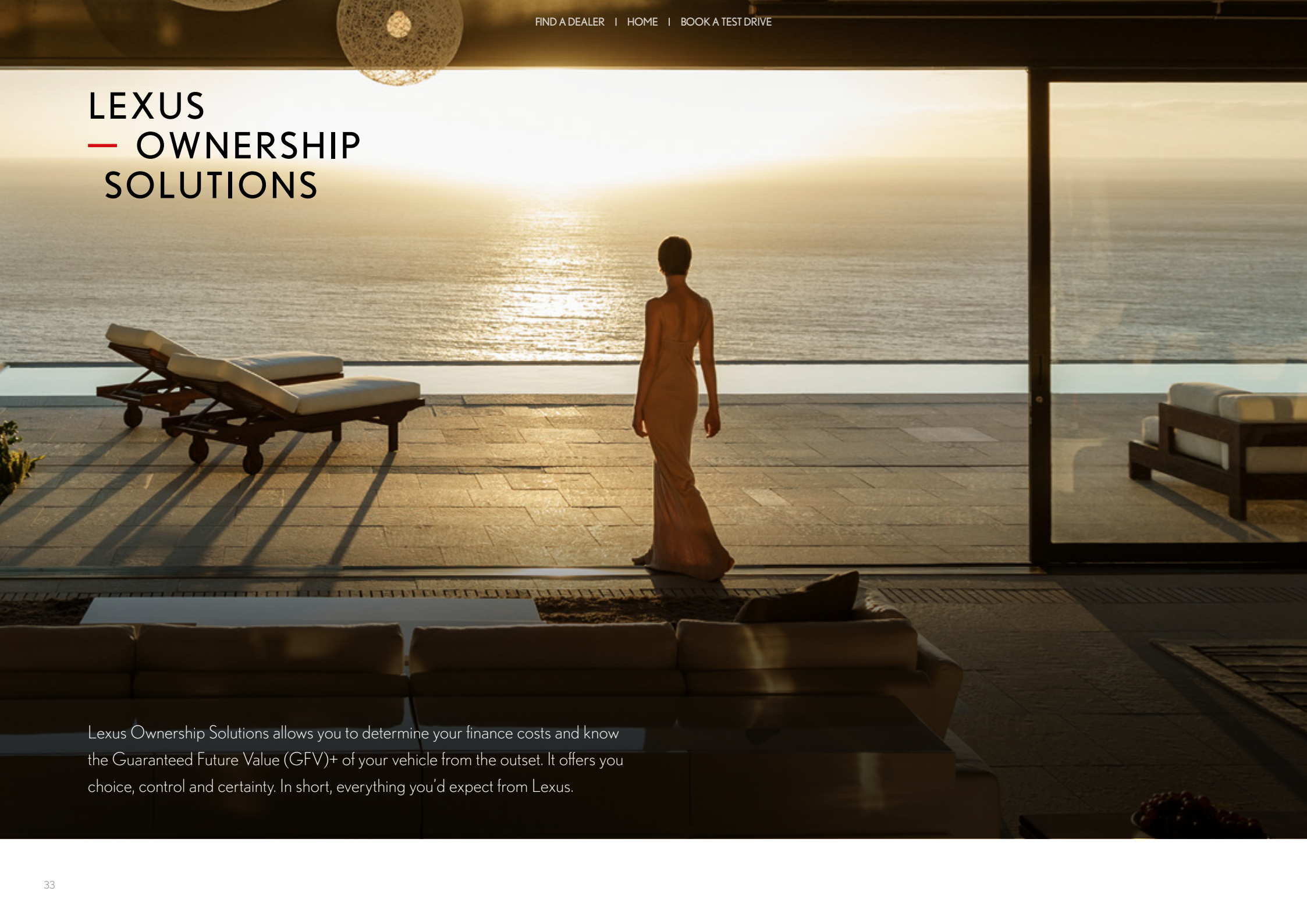
— TAKUMI



Every Lexus is based on an uncompromising approach to creating premium automobiles. Inspired by our 'Yet' philosophy, we seek innovation in every facet of engineering through a sophisticated fusion of seemingly incompatible ideas such as 'high performance yet high fuel efficiency'. In addition, unique Lexus styling is born of our L-finesse design language, a fine balance of 'leading-edge' and 'finesse', so that every Lexus is not only captivating and luxurious, but also highly refined. Finally, every individual Lexus model is also measured against a set of internal standards covering design, performance,

specifications and equipment, to confirm it is distinctive and worthy of the Lexus emblem. This pursuit of perfection is evident at every stage of the manufacturing process. Every Lexus vehicle is created with a masterful skill and attention to detail inspired by both traditional artisanship and state-of-the-art engineering. For example, at the Tahara plant in Japan, precision components made using leading-edge digital technology are assembled and finished by master craftspeople called Takumi, whose technical expertise and sure senses are honed by decades of rigorous experience.

LEXUS — OWNERSHIP SOLUTIONS

A woman in a long, light-colored dress stands on a stone patio, looking out at the ocean during a golden sunset. The sun is low on the horizon, creating a shimmering reflection on the water. To the left, there are two lounge chairs with white cushions. To the right, a wooden bench with white cushions is visible. In the foreground, a large, dark-colored sofa is partially visible. The overall atmosphere is serene and luxurious.

Lexus Ownership Solutions allows you to determine your finance costs and know the Guaranteed Future Value (GFV)+ of your vehicle from the outset. It offers you choice, control and certainty. In short, everything you'd expect from Lexus.

— LEXUS OWNERSHIP SOLUTIONS

How does Lexus Ownership Solutions work?

You choose the deposit that best fits your needs.

- You choose your term, ranging from 1 – 4 years.
- You decide on the estimated kilometres you think the vehicle will have travelled at the end of the term (the End Odometer). The End Odometer will also include any kilometres already on the vehicle.
- Lexus Financial Services (LFS) then determines the GFV+ of your vehicle and calculates your monthly repayments with a final payment equal to the GFV. The GFV is the minimum value of your Lexus at the end of your finance contract. So, if you choose to return your Lexus at the end of the term, LFS will pay you the GFV which will be put towards the remaining balance owing on your account (subject to fair wear and tear conditions and agreed kilometres being met).

The end of the term? Simply replace, retain or return.

At the end of your term you can choose to:

- Replace or sell your Lexus using the trade-in value or sale price to pay the remaining balance of your account.
- Retain your Lexus and simply pay the remaining balance of your account (including final payment).
- Alternatively, return your Lexus and, subject to fair wear and tear conditions and the agreed kilometres being met, we'll put the GFV towards the remaining balance on your account.

Choosing your deposit – what is best for you?

With the flexibility of Lexus Ownership Solutions, you can choose the deposit that best fits your current needs.

- If, for example, you have funds tied up in other investments, you can choose to finance your new Lexus with a zero deposit.^{††}
- Alternatively, by using a larger deposit, you can lower your monthly repayments.
- Or, compared to other finance options over a similar term with no GFV or equivalent balloon final payment, Lexus Ownership Solutions can provide lower monthly repayments.^{††}

Want more certainty?

With Lexus Ownership Solutions, you've got the reassurance that at the end of the term (subject to fair wear and tear and agreed kilometres being met), you will know your GFV⁺, the minimum value of your Lexus from the outset, as determined by LFS.

What happens in the case of the unexpected?

If your vehicle incurs damage and does not meet the Fair Wear and Tear guidelines, LFS will give you the opportunity to have your vehicle repaired. Otherwise, LFS can organise the repairs and deduct the cost from your GFV. This adjusted GFV will then be the price that LFS will offer you if you return the vehicle at the end of your term. Of course, if you retain the vehicle, the condition doesn't matter, however, if you replace it or sell it privately, the condition will obviously impact your sale price.

So what does your accountant think?

Naturally, we think Lexus Ownership Solutions is an excellent, innovative way to put you in control of buying a new Lexus. That said, we suggest you seek independent advice to ensure Lexus Ownership Solutions is right for you.

Wouldn't it be great if Lexus Ownership Solutions was just the beginning?

Lexus' innovations and commitment to customer service extend well beyond Lexus Ownership Solutions. Once you purchase a new Lexus, you'll become a member of the Lexus Encore Owner Benefits Program and enjoy a host of exclusive benefits.[†]

For further details, simply visit your nearest Lexus dealer or see lexus.com.au/owners/benefits

⁺The Guaranteed Future Value (GFV) is the minimum value of your new or approved demonstrator Lexus at the end of your finance contract, as determined by Lexus Financial Services (LFS). If you decide to return your car to Lexus at the end of your term, LFS will pay you the agreed GFV which will be put against your final payment, subject to fair wear and tear conditions and agreed kilometers being met. The information provided is general in nature. You should seek your own financial advice to determine whether Lexus Ownership Solutions is appropriate for your individual circumstances. Please speak with your Lexus Dealer for more information. Terms, conditions, fees and charges apply. Lexus Ownership Solutions GFV products are available to approved customers of Lexus Financial Services, a division of Toyota Finance Australia Limited ABN 48 002 435 181, AFSL and Australian Credit Licence 392536. ^{††}Lower monthly repayments compared to a similar term with no Guaranteed Future Value (GFV) or equivalent balloon final payment. Total interest charges will be higher if a GFV or balloon final payment is selected. [†]Encore and Encore Platinum Benefits apply on selected new and demonstrator vehicles for a 3 year period from the date Encore is first activated by the Dealership. Inclusions may change without notice. Subject to availability. For full TandCs, details and eligible models, see your Lexus Dealer or lexus.com.au/encore. ^{†††}Approved applicants only. Terms and conditions apply. A deposit may be required for capacity reasons.

— EXTERIOR COLOURS

'Seduction and Technology' inspired the development of the LC's sophisticated colour and material palettes, matching the eye-catching allure of its beautiful exterior finishes with refined and distinctive interior trims.



White Nova <083>



Sonic Iridium <1L2>



Graphite Black <223>



Sonic Chrome <1L1>



Infrared <3T5>



Sonic Copper <4Y5>



Cobalt Mica <8X1>



Zinnia Yellow <5C1>



Khaki Metal <6X4>

Lexus Australia reserves the right to vary or discontinue the current interior and exterior colours, trims and colour/trim/model combinations. Colours and trims displayed are a guide only and may vary from actual colours due to printing/display process. See your Lexus dealer to confirm availability when ordering your vehicle. Overseas pre-production model shown. Australian specifications and features may differ. See your Lexus dealer for details.

— INTERIOR TRIMS

The journey begins with the finishing touches .

LC 500


Semi-Aniline Leather-Accented Trim



Semi-aniline leather-accented Ochre



Semi-aniline leather-accented Black



Semi-aniline leather-accented Dark Rose



LC 500 with Enhancement Pack 1 / LC 500h


Alcantara® and Leather-Accented Trim



Alcantara® Ochre (Enhancement Pack 1 only)



Alcantara® Black (Enhancement Pack 1 only)



Alcantara® Dark Rose (Enhancement Pack 1 only)



— MAIN FEATURES

		LC 500	LC 500h (Enhancement Pack 1)
Powertrain	10-speed SPDS Auto with Paddle Shift	•	
	10-ratio Auto (ECVT + 4AT) with Paddle Shift		•
	Active Exhaust	•	
	EV Mode		•
Chassis	TORSEN ⁶⁴ Limited Slip Differential (LSD)	•	•
	21" Forged Alloy Wheels (SM 245/40+275/35 RF21)	•	•
	Adaptive Variable Suspension (AVS)	•	•
	Drive Mode Select - Drive Mode Select - Eco, Normal, Comfort, Sport S, Sport S+, CUSTOM and EXPERT	•	
	Vehicle Dynamics Integrated Management (VDIM)	•	•
Exterior	Carbon Fibre Roof	EP1	•
	3 Bi-LED Headlamps with LED DRL and Turn Signals	•	•
	Flush Door Handles	•	•
	Active Rear Spoiler	EP1	•
	Carbon Fibre Scuff Plates	EP1	•
Interior	Heated and ventilated front seats with driver seat memory - 12-way power	•	•
	Semi-Aniline Leather-Accented Front Seat Trim	•	•
	Leather-Accented Steering Wheel	•	•
	Heated Steering Wheel	•	•
	Sports Pedals and Stainless Steel Scuff Plates	•	•
	Sport front seats - 10-way power	EP1	•
	Variable Gear Ratio Steering (VGRS)	EP1	•
	Dynamic Rear Steering (DRS)	EP1	•
Comfort and Convenience	Alcantara ⁶¹ and Leather-Accented Trim	EP1	•
	Colour Head Up Display (HUD)	•	•
	Multimedia System 12.3" Touchscreen	•	•
	13-Speaker Mark Levinson ⁶¹ Sound System	•	•
	2-zone Climate Control with Lexus Climate Concierge	•	•
	Active Noise Control (ANC)	•	•
	Smart Key Card	•	•
Driver Assist and Safety Technology ³	Wireless Apple CarPlay ⁶² and Wired Android Auto ^{TM2}	•	•
	Pre-Collision Safety System (PCS)	•	•
	Dynamic Cruise Control - All-Speed (ACC) with RSA integration	•	•
	Lane Trace Assist (LTA)	•	•
	Pop-up Hood (4 lifter type)	•	•
	Auto High Beam (AHB)	•	•
	Blind Spot Monitor (BSM) with Rear Cross Traffic Alert (RCTA)	•	•
	Tyre Pressure Warning System	•	•
8 SRS Airbags	•	•	
Panoramic View Monitor	•	•	

¹Product and company names are trademarks of their respective owners. CarPlay[®] is a trademark of Apple, Inc. registered in the U.S. and other countries. Android AutoTM is a trademark of Google LLC. Bluetooth[®] is a registered trademark of Bluetooth SIG, Inc. ²Requires compatible device, USB connection, or Bluetooth[®] connection for vehicles fitted with wireless CarPlay[®] and wired Android AutoTM mobile data, network reception and GPS signal. Mobile usage at user's cost. Apps subject to change. For details see lexus.com.au/connectivity. All images indicative only. Functionality varies depending on device. ³Driver assist feature. Only operates under certain conditions. Check your Owner's Manual for explanation of limitations. Please drive safely. Torsten[®] is a registered trademark of JTEKT Corporation.

SPECIFICATIONS

		LC 500	LC 500h
Dimensions and Weight (approximate)¹	Overall Length (mm)	4770	4770
	Overall Width (mm)	1920	1920
	Overall Height (mm)	1345	1345
	Wheelbase (mm)	2870	2870
	Tread (mm) Front:	Front: 1630 Rear: 1635	Front: 1630 Rear: 1635
	Kerb Weight (kg)	1965	2015
	Gross Vehicle Mass (GVM) (kg)	2375	2375
	Seating Capacity	4	4
Boot Capacity (L)	197	172	
Chassis	Suspension	Front and Rear: Multi-Link	Front and Rear: Multi-Link
	Steering System	EPS (Electric Power Steering)	EPS (Electric Power Steering)
	Brakes (mm)	Front: 400/36 Ventilated Discs Rear: 359/30 Ventilated Discs	Front: 400/36 Ventilated Discs Rear: 359/30 Ventilated Discs
	Minimum Turning Radius (Tyres)	5.4	5.4
	Fuel Tank Capacity (L)	82	82
	Tyres	245/40RF21 96Y (Front) 275/35RF21 99Y (Rear)	245/40RF21 96Y (Front) 275/35RF21 99Y (Rear)
Engine	Type	Petrol	Petrol
	Description	5.0L 8-cylinder, V type, 32-Valve, DOHC, Natural Aspiration (intake), Dual VVT-i	3.5L 8-cylinder, V type, 32-Valve, DOHC, Natural Aspiration (intake), Dual VVT-i
	Capacity (cc)	4969	3456
	Maximum Power	351kW @ 7100rpm	220kW @ 6600rpm
	Maximum Torque	540Nm @ 4800rpm	350Nm @ 5100rpm
	Fuel Economy (Combined, L/100km) ² (Results were achieved under laboratory conditions and do not reflect the fuel consumption in real world driving.)	11.6	6.7
	Carbon Dioxide (Combined, g/km) ³ (Results were achieved under laboratory conditions and do not reflect the emissions in real world driving.)	267	152
Drivetrain	Driven Wheels	RWD	RWD
	Transmission	Automatic Transmission	Multi-stage Hybrid Transmission
Motor	Type	-	Permanent magnet synchronous motor
	Max. Output (kW)	-	132
	Max. Torque (Nm)	-	300
	Total System Output (kW)	-	264
Battery	Type	-	Lithium-ion



Weights/mass/volumes/dimensions are approximate and subject to individual vehicle variances, and should be confirmed before fitting any accessories, towing or otherwise relying on this value.

¹Weights/mass/volumes/dimensions are approximate and subject to individual vehicle variances, and should be confirmed before fitting any accessories, towing or otherwise relying on this value. ²Results achieved for LC 500 and LC 500h in ADR81/02 combined drive cycle fuel consumption testing. Urban cycle results achieved [7.6L]/100km (LC 500 and LC 500h) and extra urban cycle achieved [8.2L]/100km (LC 500) and [6.0L]/km (LC 500h). Results produced in laboratory test conditions, using sample vehicles without fitment of accessories/customisation, and do not reflect real world driving. Figures should only be used for comparative purposes. ³Results achieved for LC 500 and LC 500h in ADR81/02 combined drive cycle CO₂ testing. Urban cycle results achieved [403g]/km (LC 500) and LC[174g]/km (LC 500h) and extra urban cycle achieved [187g]/ km (LC 500) and [138g]/ km (LC 500h). Results produced in laboratory test conditions, using sample vehicles without fitment of accessories/customisation, and do not reflect real world driving. Figures should only be used for comparative purposes. Overseas pre-production model shown. Australian specifications and features may differ. See your Lexus dealer for details. Lexus Australia uses its best endeavours to ensure material is accurate at the time of publishing. All information must be confirmed with your Lexus dealer at the time of ordering, as specifications, applicability and availability may change over time. Colours depicted are a guide only and may vary from actual colours due to the printing/display process. Lexus Australia reserves the right to change and/or discontinue, without notice, models, prices, colours, materials, equipment, specifications. To the extent permitted by law, Lexus Australia will not be liable for any damage or loss incurred from relying on the information and images contained in this material. Distributed nationally by Lexus Australia a division of Toyota Motor Corporation Australia Limited ABN 64 009 686 097. Proof: L2025-000566. Published: January 2025.